



# Cost and Charges disclosure document

## 1. Introduction

XNT LTD (hereinafter called the “Company”) is an Investment Firm regulated by the Malta Financial Services Authority (Licence No.:IS/52182). This disclosure is provided to you in accordance with the COMMISSION DELEGATED REGULATION (EU) 2017/565 because you are considering dealing with the Company in the financial instrument provided by the Company.

## 2. What is this document for

This document will show you the costs and charges associated with the Company's products and markets. The below examples can serve as an estimate to the cumulative effect of various costs and charges on your returns. It's important to remember that your total costs will increase proportionate to your trading sizes and volumes. For the full list of Costs and Charges applicable to various investment products offered by the company please refer to Markets Fees.

## 3. Costs and Charges Breakdown

Cost Items Disclosed	Item description
One-off charges	All costs and charges paid to the investment firm at the beginning or at the end of the provided investment service(s).
All costs related to transactions caused by the service provision	All costs and charges that are related to transactions performed by the investment firm or other parties.
Incidental costs	Costs including Performance Fees (where applicable)
Ongoing charges	All ongoing costs and charges paid to investment firms for their services provided to the client.
Investment charges	All costs and charges that are related to transactions performed by the investment firm or other parties.



Example 1:

Covers Costs and Related Charges for Portfolio in Equity instruments held January 1-December 31

Equity instruments traded in EURO

Fee per trade is calculated as % of traded volume

PORTFOLIO ASSUMPTIONS	
Initial Investment	€20,000.00
Margin	0.00%
Notional Amount	€20,000.00
Round-Trip Trades Executed*	24
Rate of Return	10.00%

SERVICE COSTS	
Round Trip per Trade Fee**	0.10%
Financing Rate	0.00%
Monthly Activity Fee	€0.00
Monthly Market Data Fee***	€1.73
Custody Fee	0.00%

COSTS AND CHARGES APPLICABLE TO INVESTMENT	
Service Costs	
Round Trip Trade Fee	€480.00
Financing	€0.00
Monthly Activity Fee	€0.00
Market Data Fee	€20.76
Custody Fee	€0.00
Product Costs	€0.00
<b>TOTAL COSTS AND CHARGES</b>	<b>€500.76</b>

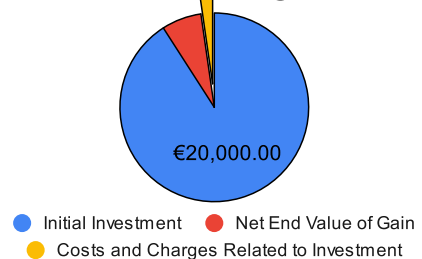
GROSS RETURN	
Initial Investment	€20,000.00
Rate of Return	10.00%
End Value - Investment	€22,000.00

NET RETURN	
Investment Gain in €	€2,000.00
Costs and Charges Related to Investment	€500.76
Net End Value of Gain	€1,499.24
Net End Value of Investment	€21,499.24
Net Return on Investment	7.50%
Impact of Costs and Charges	2.50%

Costs and Charges breakdown



Investment vs Investment gain



\*Two Round-Trip (Buy-Sell) trades per month

\*\*0.05% per transaction side, size of each transaction is 20 000 EUR

\*\*\*EURONEXT STOCKS live market data feed for non-professional clients (optional)



Example 2:

Covers Costs and Related Charges for Portfolio in Equity instruments held January 1-December 31

Equity instruments traded in US DOLLARS

Fee per trade is calculated as US DOLLARS per share

PORTFOLIO ASSUMPTIONS	
Initial Investment	\$20,000.00
Margin	0.00%
Shares traded	500.00
Round-Trip Trades Executed*	24
Rate of Return	10.00%

SERVICE COSTS	
Round Trip per Trade Fee**	\$0.04
Financing Rate	0.00%
Monthly Activity Fee	\$0.00
Monthly Market Data Fee***	\$1.00
Custody Fee	0.00%

COSTS AND CHARGES APPLICABLE TO INVESTMENT	
Service Costs	
Round Trip Trade Fee	\$480.00
Financing	\$0.00
Monthly Activity Fee	\$0.00
Market Data Fee	\$12.00
Custody Fee	\$0.00
Product Costs	\$0.00
<b>TOTAL COSTS AND CHARGES</b>	<b>\$492.00</b>

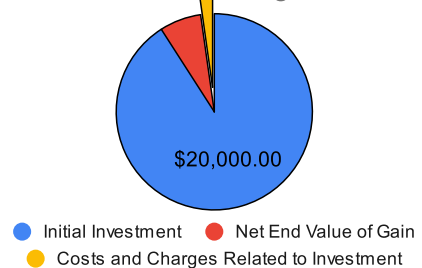
GROSS RETURN	
Initial Investment	\$20,000.00
Rate of Return	10.00%
End Value - Investment	\$22,000.00

NET RETURN	
Investment Gain in \$	\$2,000.00
Costs and Charges Related to Investment	\$492.00
Net End Value of Gain	\$1,508.00
Net End Value of Investment	\$21,508.00
Net Return on Investment	7.54%
Impact of Costs and Charges	2.46%

Costs and Charges breakdown



Investment vs Investment gain



\*Two Round-Trip (Buy-Sell) trades per month

\*\*0.02 USD per share per side, number of shares in each transaction is 500 shares

\*\*\*NYSE AMEX live market data feed for non-professional clients (optional)

XNT LTD. is incorporated as a Limited Liability Company under the laws of Malta. Registration number: C 52182.  
 XNT LTD. is authorised to provide the Investment Services by the MFSA. License No.:IS/52182.



Example 3:

Covers Costs and Related Charges for Portfolio in Equity instruments held January 1-December 31

Equity instruments traded in British Pound Sterling

Fee per trade is calculated as % of traded volume

PORTFOLIO ASSUMPTIONS	
Initial Investment	£20,000.00
Margin	0.00%
Notional Amount	£20,000.00
Round-Trip Trades Executed*	24
Rate of Return	10.00%

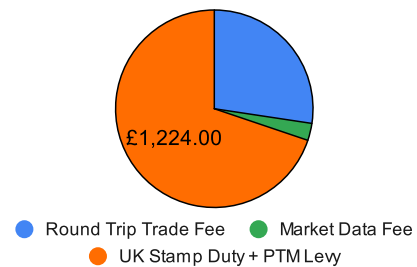
SERVICE COSTS	
Round Trip per Trade Fee**	0.10%
Financing Rate	0.00%
Monthly Activity Fee	£0.00
Monthly Market Data Fee***	£4.10
UK Stamp Duty + PTM Levy****	0.5% + £1.00

COSTS AND CHARGES APPLICABLE TO INVESTMENT	
Service Costs	
Round Trip Trade Fee	£480.00
Financing	£0.00
Monthly Activity Fee	£0.00
Market Data Fee	£49.20
UK Stamp Duty + PTM Levy	£1,224.00
Product Costs	£0.00
<b>TOTAL COSTS AND CHARGES</b>	<b>£1,753.20</b>

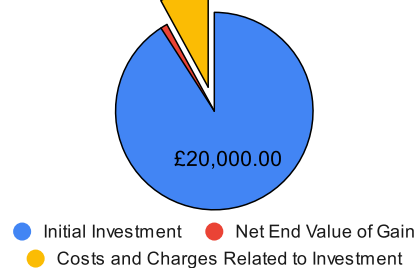
GROSS RETURN	
Initial Investment	£20,000.00
Rate of Return	10.00%
End Value - Investment	£22,000.00

NET RETURN	
Investment Gain in £	£2,000.00
Costs and Charges Related to Investment	£1,753.20
Net End Value of Gain	£246.80
Net End Value of Investment	£20,246.80
Net Return on Investment	1.23%
Impact of Costs and Charges	8.77%

Costs and Charges breakdown



Investment vs Investment gain



\*Two Round-Trip (Buy-Sell) trades per month

\*\*0.05% per transaction side, size of each transaction is £20 000

\*\*\*LSE MAIN SECTION live market data feed for non-professional clients (optional)

\*\*\*\*0.5% of the transaction value (for buy-side transactions) + £1 per contract where the gross value of the trade exceeds £10,000



Example 4:

Covers Costs and Related Charges for Leveraged Portfolio in Equity instruments held January 1-December 31

Equity instruments traded in EURO

Fee per trade is calculated as % of traded volume

PORTFOLIO ASSUMPTIONS	
Initial Investment	€20,000.00
Margin*	50.00%
Notional Amount	€40,000.00
Round-Trip Trades Executed**	24
Rate of Return	10.00%

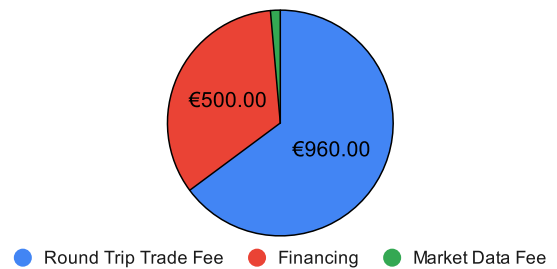
SERVICE COSTS	
Round Trip per Trade Fee***	0.10%
Financing Rate****	2.50%
Monthly Activity Fee	€0.00
Monthly Market Data Fee*****	€1.73
Custody Fee	0.00%

COSTS AND CHARGES APPLICABLE TO INVESTMENT	
Service Costs	
Round Trip Trade Fee	€960.00
Financing	€500.00
Monthly Activity Fee	€0.00
Market Data Fee	€20.76
Custody Fee	€0.00
Product Costs	€0.00
<b>TOTAL COSTS AND CHARGES</b>	<b>€1,480.76</b>

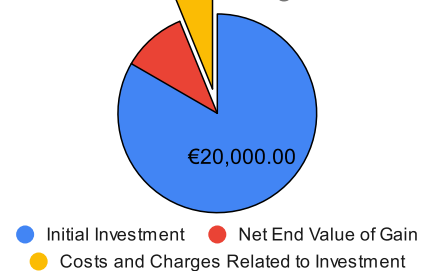
GROSS RETURN	
Notional Amount	€40,000.00
Rate of Return	10.00%
End Value - Investment	€44,000.00

NET RETURN	
Investment Gain in €	€4,000.00
Costs and Charges Related to Investment	€1,480.76
Net End Value of Gain	€2,519.24
Net End Value of Investment	€42,519.24
Net Return on Investment	6.30%
Impact of Costs and Charges	3.70%

Costs and Charges breakdown



Investment vs Investment gain



\*1:2 Margin Rate

\*\*Two Round-Trip (Buy-Sell) trades per month

\*\*\*0.05% per transaction side, size of each transaction is 40 000 EUR

\*\*\*\*Calculated daily on negative cash balance in relevant currency. In current example negative account balance is -20 000 EURO)

\*\*\*\*\*EURONEXT STOCKS live market data feed for non-professional clients (optional)



Example 5:

Covers Costs and Related Charges for Portfolio in Debt instruments held January 1-December 31

Debt instruments traded in EURO

Fee per trade is calculated as % of traded volume

PORTFOLIO ASSUMPTIONS	
Initial Investment	€20,000.00
Margin	0.00%
Notional Amount	€20,000.00
Round-Trip Trades Executed*	4
Rate of Return	5.00%

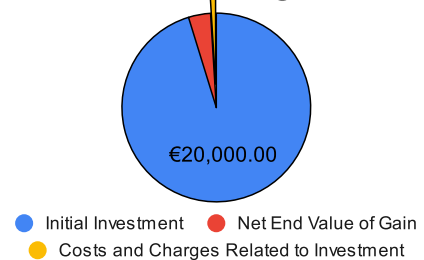
SERVICE COSTS	
Round Trip per Trade Fee**	0.18%
Financing Rate	0.00%
Monthly Activity Fee	€0.00
Monthly Market Data Fee	€0.00
Custody Fee***	0.30%

COSTS AND CHARGES APPLICABLE TO INVESTMENT	
Service Costs	
Round Trip Trade Fee	€144.00
Financing	€0.00
Monthly Activity Fee	€0.00
Market Data Fee	€0.00
Custody Fee	€60.00
Product Costs	€0.00
<b>TOTAL COSTS AND CHARGES</b>	<b>€204.00</b>

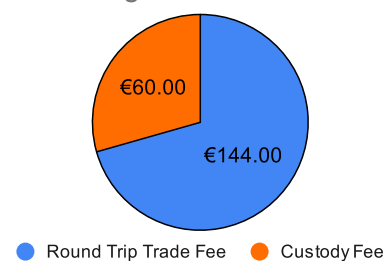
GROSS RETURN	
Initial Investment	€20,000.00
Rate of Return	5.00%
End Value - Investment	€21,000.00

NET RETURN	
Investment Gain in €	€1,000.00
Costs and Charges Related to Investment	€204.00
Net End Value of Gain	€796.00
Net End Value of Investment	€20,796.00
Net Return on Investment	3.98%
Impact of Costs and Charges	1.02%

Investment vs Investment gain



Costs and Charges breakdown



\*Two Round-Trip (Buy-Sell) trades per 6 month period

\*\*0.09% per transaction side, size of each transaction is 20 000 EUR

\*\*\*Custody fee: 0.3% (annually).



Example 6:

Covers Costs and Related Charges for CFD instruments held January 1-December 31

CFD instruments traded in US Dollars

Fee per trade is calculated as % of traded volume

**PORTFOLIO ASSUMPTIONS**

Initial Investment	\$20,000.00
Margin*	50.00%
Notional Amount	\$40,000.00
Round-Trip Trades Executed**	24
Rate of Return	20.00%

**SERVICE COSTS**

Round Trip per Trade Fee***	0.50%
Financing Rate	3.50%
Monthly Activity Fee	\$0.00
Monthly Market Data Fee	\$0.00
Custody Fee	0.00%

**COSTS AND CHARGES APPLICABLE TO INVESTMENT**

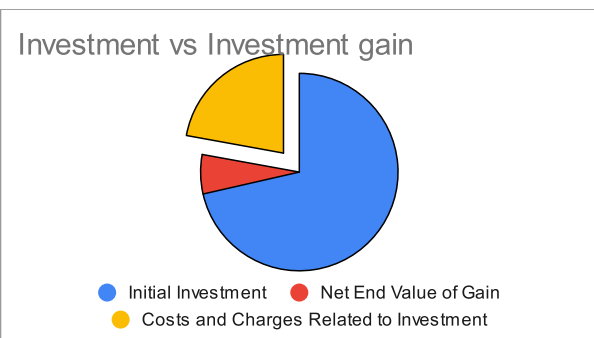
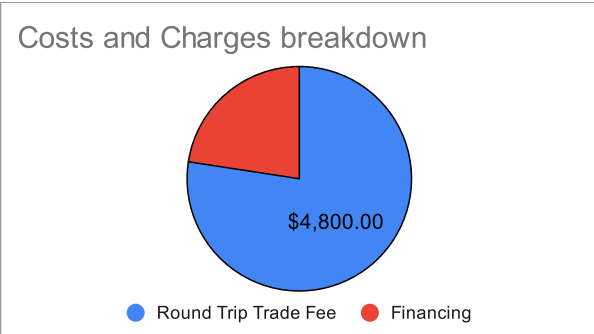
Service Costs	
Round Trip Trade Fee	\$4,800.00
Financing	\$1,400.00
Monthly Activity Fee	\$0.00
Market Data Fee	\$0.00
Custody Fee	\$0.00
Product Costs	\$0.00
<b>TOTAL COSTS AND CHARGES</b>	<b>\$6,200.00</b>

**GROSS RETURN**

Notional Amount	\$40,000.00
Rate of Return	20.00%
End Value - Investment	\$48,000.00

**NET RETURN**

Investment Gain in €	\$8,000.00
Costs and Charges Related to Investment	\$6,200.00
Net End Value of Gain	\$1,800.00
Net End Value of Investment	\$41,800.00
Net Return on Investment	4.50%
Impact of Costs and Charges	15.50%



\*1:2 Margin Rate

\*\*Two Round-Trip (Buy-Sell) trades per month

\*\*\*0.25% per transaction side, size of each transaction is 40 000 US Dollars

\*\*\*\*Overnight is paid from full position value  $(\text{abs}(\text{Position.Value}) * \text{Rate}(\%) / 360) * \text{days}$



Example 7:

Covers Costs and Related Charges for Long EUR/USD FX instrument held January 1-December 31

FX instruments traded in US Dollars

Fee per trade is calculated as % of traded volume

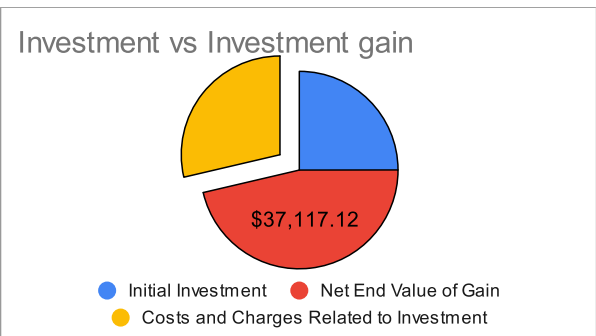
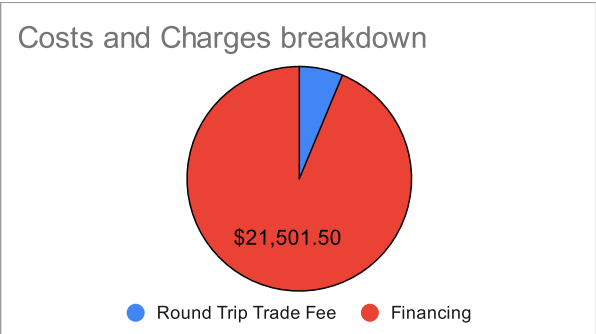
PORTFOLIO ASSUMPTIONS	
Initial Investment	\$20,000.00
Margin*	3.33%
Notional Amount (Short \$)	\$600,600.60
Round-Trip Trades Executed**	24
Rate of Return	10.00%

SERVICE COSTS	
Round Trip per Trade Fee***	0.01%
Financing Rate	3.58%
Monthly Activity Fee	\$0.00
Monthly Market Data Fee	\$0.00
Custody Fee	0.00%

COSTS AND CHARGES APPLICABLE TO INVESTMENT	
Service Costs	
Round Trip Trade Fee	\$1,441.44
Financing	\$21,501.50
Monthly Activity Fee	\$0.00
Market Data Fee	\$0.00
Custody Fee	\$0.00
Product Costs	\$0.00
<b>TOTAL COSTS AND CHARGES</b>	<b>\$22,942.94</b>

GROSS RETURN	
Notional Amount	\$600,600.60
Rate of Return	10.00%
End Value - Investment	\$660,660.66

NET RETURN	
Investment Gain in \$	\$60,060.06
Costs and Charges Related to Investment	\$22,942.94
Net End Value of Gain	\$37,117.12
Net End Value of Investment	\$637,717.72
Net Return on Investment	6.18%
Impact of Costs and Charges	3.82%



\*1:2 Margin Rate

\*\*Two Round-Trip (Buy-Sell) trades per month

\*\*\*0.005% per transaction side, size of each transaction is 600 600.60 US Dollars

\*\*\*\*Overnight is paid from full position value  $(\text{abs}(\text{Position.Value}) * \text{Rate}(\%) / 360) * \text{days}$





Example 8:

Covers Costs and Related Charges for Portfolio in NYMEX futures held January 1-December 31

Futures instruments traded in US DOLLARS

Fee per trade is calculated as US DOLLARS per contract

PORTFOLIO ASSUMPTIONS	
Initial Investment	\$20,000.00
Margin	10.00%
Contracts traded	2.00
Round-Trip Trades Executed*	24
Rate of Return	10.00%

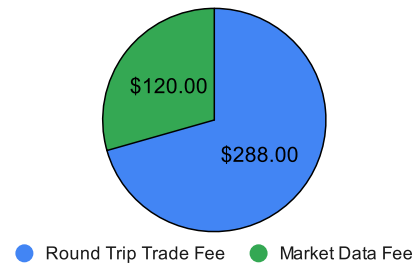
SERVICE COSTS	
Round Trip per Trade Fee**	\$6.00
Financing Rate	0.00%
Monthly Activity Fee	\$0.00
Monthly Market Data Fee***	\$10.00
Custody Fee	0.00%

COSTS AND CHARGES APPLICABLE TO INVESTMENT	
Service Costs	
Round Trip Trade Fee	\$288.00
Financing	\$0.00
Monthly Activity Fee	\$0.00
Market Data Fee	\$120.00
Custody Fee	\$0.00
Product Costs	\$0.00
<b>TOTAL COSTS AND CHARGES</b>	<b>\$408.00</b>

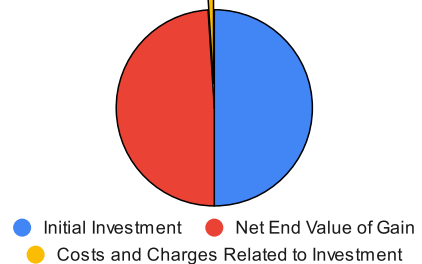
GROSS RETURN	
Notional Amount	\$200,000.00
Rate of Return	10.00%
End Value - Investment	\$220,000.00

NET RETURN	
Investment Gain in \$	\$20,000.00
Costs and Charges Related to Investment	\$408.00
Net End Value of Gain	\$19,592.00
Net End Value of Investment	\$219,592.00
Net Return on Investment	9.80%
Impact of Costs and Charges	0.20%

Costs and Charges breakdown



Investment vs Investment gain



\*Two Round-Trip (Buy-Sell) trades per month

\*\*3.00 USD per contract per side, number of contracts in each transaction is 2

\*\*\*CME NYMEX live market data feed for non-professional clients (optional)



Example 9:

Covers Costs and Related Charges for Portfolio in EUR DAX option held January 1-December 31

Debt instruments traded in EURO

Fee per trade is calculated as EURO per contract

PORTFOLIO ASSUMPTIONS	
Initial Investment	€20,000.00
Margin	0.00%
Contracts traded	5.00
Round-Trip Trades Executed*	24
Rate of Return	10.00%

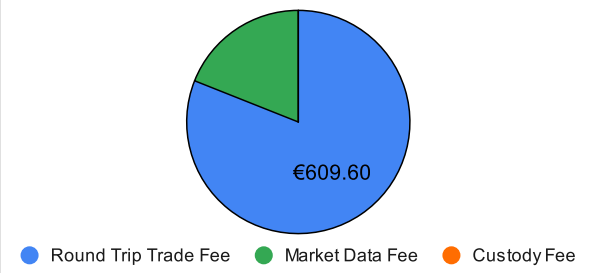
SERVICE COSTS	
Round Trip per Trade Fee**	€5.08
Financing Rate	0.00%
Monthly Activity Fee	€0.00
Monthly Market Data Fee	€11.90
Custody Fee***	0.30%

COSTS AND CHARGES APPLICABLE TO INVESTMENT	
Service Costs	
Round Trip Trade Fee	€609.60
Financing	€0.00
Monthly Activity Fee	€0.00
Market Data Fee	€142.80
Custody Fee	€0.02
Product Costs	€0.00
<b>TOTAL COSTS AND CHARGES</b>	<b>€752.42</b>

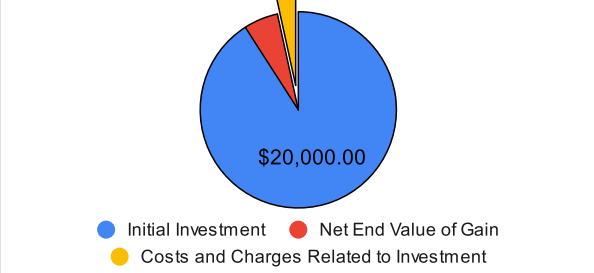
GROSS RETURN	
Initial Investment	€20,000.00
Rate of Return	10.00%
End Value - Investment	€22,000.00

NET RETURN	
Investment Gain in €	€2,000.00
Costs and Charges Related to Investment	€752.42
Net End Value of Gain	€1,247.59
Net End Value of Investment	€21,247.59
Net Return on Investment	6.24%
Impact of Costs and Charges	3.76%

Costs and Charges breakdown



Investment vs Investment gain



\*Two Round-Trip (Buy-Sell) trades per month

\*\*2.54 EUR per contract per side, number of contracts in each transaction is 2

\*\*\*EUREX live market data feed for non-professional clients (optional)